




DARK BRONZE




MEDIUM BRONZE




MANSARD BROWN




SIERRA TAN




STONE WHITE




BONE WHITE




SANDSTONE




HARTFORD GREEN




FOREST GREEN




HEMLOCK GREEN




EVERGLADE MOSS




PATINA GREEN




PITCH BLACK




DARTH BLACK




MATTE BLACK




CHARCOAL GRAY




SLATE GRAY




DOVE GRAY




BURGUNDY




COLONIAL RED




DEEP RED




TERRA COTTA




SLATE BLUE



PACIFIC BLUE




ROYAL BLUE




SUNNET BLUE

# Standard COLORS and COATINGS


PERMACOLOR 3500 PERMAMETALLIC 3500  
Full Strength 70% Kynar 500®/Hylar 5000®




GALVALUME PLUS



CHAMPAGNE



COPPER



PREWEATHERED GALVALUME